

Appendices

1	Legislation	66
2	Freedom of Information	67
3	Legal information	69
4	Incident and fatality summary	70
5	Publications	70
6	Consultants	72
7	Overseas visits	72
8	Significant committees	72
9	Grants to non-government community organisations	75
10	Guarantee of Service	76
11	Delivery of electronic services	76
12	Code of Conduct	76
13	Fraud and corruption prevention program	76
14	Privacy Management Plan	77
15	Number of employees by category and comparison to previous three years	77
16	Senior Executive Service	77
17	Chief Executive performance statement	78
18	Occupational Health and Safety statistics	79
19	Community affairs – Ethnic Affairs Priorities Statement	80
20	EEO statistics	81
21	Property disposal	82
22	Asset acquisitions	82
23	Heritage assets	84
24	Waste reduction and purchasing policy	84
25	Energy management	84
26	Contracting and market testing policy	84
27	Research and development	84
28	Account payment performance	85
29	Investment performance	86
30	Debt management performance	86
31	Ministerials	86
32	MSB residual responsibilities	86
33	Response to matters raised by the Auditor-General in outgoing Audit Reports	87
34	Waterways Asset Development and Management Program – grants by locality	87
35	Major aquatic events	89
36	Glossary	90
37	Annual Report copies and costs	91

1. Legislation

The principal Acts of Parliament under which the Waterways Authority operates are:

- *Navigation Act 1901*
- *Maritime Services Act 1935*
- *Marine Pilotage Licensing Act 1971*
- *Commercial Vessels Act 1979*
- *Marine (Boating Safety – Alcohol and Drugs) Act 1991*
- *Ports Corporatisation and Waterways Management Act 1995.*

In addition, the *Marine Safety Act 1998* was partially proclaimed. When fully proclaimed, it will repeal and replace the first five of these Acts and all regulations under those Acts.

The Authority also has responsibilities relating to the marine environment under:

- *Rivers and Foreshores Improvement Act 1948*
- *Environmental Planning and Assessment Act 1979*
- *Marine Pollution Act 1987*
- *Protection of the Environment Operations Act 1997.*

Changes to Legislation

The following changes to legislation occurred during the year:

Date	Legislation	Action
31 August 2001	<i>Commercial Vessels (Certificates of Competency and Safety Manning) Regulation 1986</i>	amendments to fee schedule
31 August 2001	<i>Commercial Vessels (Load Lines) Regulation 1986</i>	amendments to fee schedule
31 August 2001	<i>Commercial Vessels (Permits) Regulation 1986</i>	amendments to fee schedule
31 August 2001	<i>Management of Waters and Waterside Lands Regulations</i>	amendments to fee schedule
31 August 2001	<i>Water Traffic Regulations</i>	amendments to fee schedule
31 August 2001	<i>Marine Pollution Regulation 2001</i>	repeal and replacement of Marine Pollution Regulation 1995
14 September 2001	<i>Water Traffic Amendment (Personal Watercraft) Regulation 2001</i>	Regulation to prohibit the driving of personal watercraft in Sydney Harbour, to prohibit the driving of personal watercraft at night and other amendments relating to personal watercraft
23 November 2001	<i>Water Traffic Amendment (Personal Watercraft Licence Fees) Regulation 2001</i>	Regulation to provide for various personal watercraft licences and to set licence fees
30 November 2001	<i>Marine (Boating Safety – Alcohol & Drugs) Regulation 2001</i>	Regulation to prescribe the laboratory to which blood samples are to be submitted for analysis
14 December 2001	<i>Navigation Act 1901</i>	amendment to s.3 to facilitate implementation of a standard markup language for legislation

A National Competition Policy review of the *Ports Corporatisation and Waterways Management Act 1995* was completed in March 2002. The review found that the manner in which ports and waterways operate in NSW under the Act largely generates net benefits for the community from a competition perspective. No specific or immediate changes were identified as part of the review.

Subordinate Legislation Act

There were no departures from the Authority's obligations under the *Subordinate Legislation Act 1989*.

2. Freedom of Information

Freedom of Information contact

All Freedom of Information (FOI) matters pertaining to the Waterways Authority are handled by:

The Legal Manager/Freedom of Information Coordinator
Waterways Authority
PO Box R228 Royal Exchange
SYDNEY NSW 1223
Phone: (02) 9563 8648

The Freedom of Information Coordinator can be contacted between the hours of 8.30 am and 4.30 pm, Monday to Friday to obtain or inspect copies of documents held by the Authority which are the subject of an FOI application.

Freedom of Information statistics

A total of 51 FOI requests were received during the year, a decrease of 11 per cent over the 57 received in the previous year. Six further applications were brought forward into the year and three applications were not completed at 30 June 2002. FOI statistics for the year are as follows:

SECTION A

FOI Requests	Personal	Other	Total
A1. New (including transferred in)	5	46	51
A2. Brought forward	0	6	6
A3. Total to be processed	5	52	57
A4. Completed	5	49	54
A5. Transferred out	0	0	0
A6. Withdrawn	0	5	5
A7. Total processed	5	49	54
A8. Unfinished (carried forward)	0	3	3

SECTION B

Result of FOI Requests	Personal	Other	Total
B1. Granted in full	4	23	27
B2. Granted in part	1	20	21
B3. Refused	0	6	6
B4. Deferred	0	0	0
B5. Completed	0	0	0

SECTION C

	Total
C1. Ministerial Certificates issued	0

SECTION D

	Total
D1. Number of requests requiring formal consultation	0

SECTION E

Result of Amendment Request

	Total
E1. Result of amendment – agreed	0
E2. Result of amendment – refused	0
E3. Totals	0

SECTION F

	Total
F1. Number of requests for notation	0

SECTION G

Basis of Disallowing or Restricting Access

	Personal	Other
G1. Section 19 (Application incomplete, wrongly directed)	0	0
G2. Section 22(3) (Deposit not paid)	0	4
G3. Section 22(1) (Diversion of resources)	0	0
G4. Section 25(1) (a) (Exempt)	1	14
G5. Section 25(1) (b) (c) (d) (Otherwise available)	0	0
G6. Section 28(1) (Documents not held)	1	0
G7. Section 24(2) (Deemed refused over 21 days)	0	1
G8. Section 31(4) (Released medical practitioner)	0	0
G9. Totals	2	19

SECTION H

	Assessed Costs	Fees Received
H1. All completed requests	\$5,950.00	\$4,945.00

SECTION I

Discounts Allowed

	Personal	Other
I1. Public interest	1	0
I2. Financial Hardship (pensioner/child)	0	7
I3. Financial Hardship – non profit organisation	0	0
I4. Totals	1	7
I5. Significant correction of personal records	0	0

SECTION J

Days to process

	Personal	Other
J1. 0 – 21 days	4	29
J2. 22 – 35 days	1	10
J3. Over 35 days	0	10
J4. Totals	5	49

SECTION K

Processing Time

	Personal	Other
K1. 0 – 10 hours	3	45
K2. 11 – 20 hours	2	3
K3. 21 – 40 hours	0	1
K4. Over 40 hours	0	0
K5. Totals	5	49

SECTION L**Reviews and Appeals**

	Personal	Other
L1. Number of internal reviews finalised	0	2
L2. Number of Ombudsman's reviews finalised	0	0
L3. Number of District Court appeals finalised	0	0

Grounds of Internal Review Results

	Personal		Other	
	Decision Upheld	Decision Varied	Decision Upheld	Decision Varied
L4. Access refused	0	0	1	1
L5. Deferred	0	0	0	0
L6. Exempt matter	0	0	0	0
L7. Unreasonable charges	0	0	0	0
L8. Changes unreasonably incurred	0	0	0	0
L9. Amendment refused	0	0	0	0
L10. Totals	0	0	1	1

3. Legal information**Significant judicial decisions**

There were no significant judicial decisions affecting the Waterways Authority during the year.

Prosecutions

A decision of the Court of Criminal Appeal in a prosecution brought against the master and owner of *MV Sitka* for an oil spill at Lord Howe Island was appealed by the Authority to the High Court of Australia. The appeal was heard on 9 April 2002 and a decision is awaited.

The Waterways Authority dealt with 73 breaches of the Marine Legislation during the year by way of summons action in various Local and Children's Courts throughout NSW. A total of 59 defendants were issued with 73 summonses. Of those, 23 defendants (involving 41 summonses) proceeded to a defended hearing in which the Authority and the defendant were required to call witnesses to the court to establish what had occurred. In relation to these matters, 26 summonses were proven and 15 were dismissed. Only two defendants had all summonses against them dismissed. All other defendants were convicted in relation to at least one matter before the court. Costs were not imposed against the Authority in relation to any of these matters.

Legal action against the Authority

In December 2001, an action was commenced in the Supreme Court by Captain Cook Cruises (NSW) Pty Limited concerning its continued use of Wharf 6 at Circular Quay. The Authority had requested expressions of interest from all cruise operators for joint use of the Wharf which, Captain Cook Cruises claims, conflicts with its rights of occupation. The matter is continuing.

In 2001, a long-standing dispute initially brought against the MSB by Ms M Young concerning occupancy of a houseboat at Pearl Bay was reactivated against the Authority. A motion by the Authority to have the claim struck out has been heard in the Supreme Court and a decision is awaited.

A claim for damages for delay in completion of a redevelopment of a wharf at Blackwattle Bay has been made by LFC Contracting Pty Limited against the Authority. The dispute has been referred to Expert Determination.

There are 13 civil jurisdiction cases currently being contested against the Authority in the Supreme Court, the District Court or the Compensation Court of NSW following injuries sustained by an employee (1), waterways users (10) or for damage to vessels (2).

During the year, 14 appeals were either lodged or decided in the Land and Environment Court against decisions concerning development consent for water-based developments in Sydney Harbour and its tributaries made by the Authority under delegation from the Minister for Transport. Only one appeal was successful.

4. Incident and fatality summary

	2001-2002				2000-2001			
	Rec	Com	Com/Rec	Total	Rec	Com	Com/Rec	Total
Incidents	208	96	33	337	217	78	50	345
Fatalities	21	0	0	21	13	5	1	19
Serious injuries	26	4	0	30	27	3	2	32
Minor injuries	61	55	11	127	94	36	7	137

A total of 337 boating incidents were reported to the Authority during 2001-2002. This is 2.3 per cent below the corresponding 2000-2001 total. Of these reported boating incidents, 208 involved recreational vessels, 96 involved commercial vessels and 33 involved a commercial vessel and a recreational vessel. The number of incidents involving recreational vessels has decreased by 4 per cent however the number of incidents involving commercial vessels has increased by 23 per cent.

A total of 21 fatalities were recorded during 2001-2002, an increase from the previous year. Of the 16 fatal incidents that occurred, one resulted in four fatalities during a fishing trip and another resulted in three fatalities near Coffs Harbour.

The incident table also illustrates that the number of serious injuries and minor injuries has also decreased, continuing the recent trend in this regard.

5. Publications

A number of boating maps, pamphlets, booklets and information publications were published to assist the boating public and regional port users, to facilitate aquatic events and to progress foreshore development applications. All publications are available free of charge unless noted otherwise.

Book

- Ships and Shores and Trading Ports – the Authority's Centenary of Federation publication – \$28.00

Boating safety and education information

- Safe Boating Handbook, New South Wales
- Safety and educational pamphlets entitled:
 - Alcohol and Water Don't Mix!
 - Aquatic Licences
 - Be Bright. Think Safety at Night
 - Boatcode Agents
 - Boatcode. Built-in Security for your Boat
 - Boats 'n' Bars a Safety Guide
 - Determining the Length of your Vessel
 - Don't Make Waves
 - Easy Pay (Telephone Payments)

- Hypothermia
- Keep Your Boat Afloat
- Leave only Water in your Wake
- Mooring Licence Conditions
- Navigation Lights
- Noise Annoys
- Pittwater No Wash Zone
- Proof of Identity
- Safety Equipment Checklist
- Sailboarding in Sydney Harbour
- Ski Safe to be Safe
- Small Craft Safety
- Some People Go Overboard – Overloading Boats
- Traffic Coordination on the Parramatta River
- Traffic Separation and No Wash Zones Middle Harbour
- Wash Your Boat
- Stickers entitled:
 - Are you Bar Safe? A Checklist
 - Bow Riding
 - Drowning is Uncool
 - Kids in Boats
 - "Maximum Capacity" – Power Boats less than 6 metres
 - "Maximum Capacity" – Power Boats 6 metres or more
 - "Maximum Capacity" – Power Boats with Flybridges
 - "Maximum Capacity" – Inflatable Boats
 - Navigation Rules, Warning Signals, Advisory Signs, Remember
 - Ride Smart – PWC Behaviour
 - Safe Boating – Buoyage System
 - Safe Boating – Navigation Marks
 - Safety Check OK 02-03
 - Safety Check Offshore OK 02-03
 - Water Ski Hand Signals

Information publications and maps

- Waterways Authority 2000-2001 Annual Report (also available on compact disc)
- Waterways Authority Corporate Plan 2002-2005
- Sydney Harbour Aquatic Events
- NSW Tide Tables 2002-2003

- Waterways Asset Development and Management Program
- Waterways Asset Development and Management Program Application Form
- Waterways Asset Development and Management Program Funding Kit
- Waterproof Boating Maps – Your guide to safe navigation of NSW coastal and inland waterways – 30 different maps – \$4.50 each
- Waterproof Coastal Maps – Your guide to safe offshore navigation – 7 different maps – \$4.50 each
- Rozelle Bay Superyacht Marina
- Superyachts Sydney
- Statement and Summary of Affairs

Ports and development

- Port of Eden – Port Information Sheets
- Port of Yamba – Port Information Sheets
- Land Owner's Consent Manual

Videos

- Big Ships – Small Boats – Your guide to safe navigation in busy ports – \$12.00
- Blue Water Safety – Helpful hints on how to avoid trouble when you're boating in the open sea – \$12.00
- Boat Smart – Your guide to the boating traffic rules – \$12.00
- Ride Smart – How to enjoy personal watercraft... the safe way – no charge

6. Consultants

Consultants equal to or more than \$30,000

Consultant	Expenditure	Project Title/Nature
Property:		
Preston Rowe Paterson	\$31,850	Private wetland tenancies vested in the Waterways Authority and the Department of Land and Water Conservation
Total consultancies equal to or more than \$30,000	\$31,850	

Consultancies less than \$30,000

During the year, 9 other consultancies were engaged in the following areas:

Environmental	\$ 63,389
Engineering	\$ 51,244
Total consultancies less than \$30,000 each	\$114,633
Total consultancies	\$146, 483

7. Overseas visits

- Zenon Michniewicz, Executive Director, Maritime Property and Assets – to Brooklyn, New York from 19 to 24 September 2001 – to attend the Waterfront Center's 19th Annual International Conference entitled *Urban Waterfronts* and inspect waterfront developments in New York.
- Paul Robinson, General Manager Corporate and Business Services – to Fort Lauderdale, Florida from 20 to 29 October 2001 – to attend the International Marina Institute Annual Conference and the Fort Lauderdale Boat Show and to observe and discuss current practice marina planning and construction methods.
- Neil Patchett, Manager Public Affairs – to Auckland, New Zealand from 19 to 22 September 2001 – to participate in the biennial meeting of the Australia New Zealand Safe Boating Education Group to discuss Trans-Tasman boating safety awareness programs such as marine radio communications, national vessel compliance plates and safety equipment standards.

8. Significant committees

External

- **Accessible Transport Standards Consultative Committee** – Marine Modal Sub-committee – *Steve Harop*
- **Association of Australian Ports and Marine Authorities Inc.** Council – *Matthew Taylor*, Business Efficiency Group – *John Sturday*
- **Australia New Zealand Safe Boating Education Group** – *Neil Patchett*
- **Australian Maritime Group** – *Matthew Taylor*, *John Hickey*
- **Botany Bay Coastal Management Committee** – *Persephone Rougellis*
- **Clarence Estuary Management Committee** – *Alan Jones*
- **Coastal Council of NSW** – *Zenon Michniewicz*
- **Coastal Management Inter-departmental Committee** – *Zenon Michniewicz*
- **DLWC – Sydney Harbour Catchment Management Board** – *Zenon Michniewicz*
- **Gay Games VI Sailing Organisation Committee** – *Catherine Russell*
- **Government Agencies Heritage Forum** – *Chris Hughes*
- **Inter-agency Working Group on Sewage Pollution from Vessels** – *Debbie Andreatta*, *John Hickey*

- **International Association of Ports and Harbors, Legal Protection Committee** – Anthony Morrison
 - **Maritime Security Working Group** – Matthew Taylor
 - **National Marine Safety Committee** – Matthew Taylor, John Hickey
 - **NPWS – Sydney Region Advisory Committee** – Zenon Michniewicz
 - **NPWS – Towra Point Steering Committee** – Steve Black, Suzanne Harris
 - **NPWS – Little Penguin Recovery Team** – Suzanne Harris
 - **NSW National Plan Executive Committee** – Matthew Taylor (Chair)
 - **NSW Water Safety Taskforce** – John Hickey, Education Sub-Committee – Neil Patchett, Catherine Russell; Standards Sub-Committee – Ed Kwanten (Chair), Matthew Jones
 - **Parramatta City Council – Parramatta River Mosquito Working Party** – George Gaweda
 - **Premier's Department – Media & Communications Group** – Neil Patchett
 - **Public Information Services Functional Area Sub Committee** – Neil Patchett
 - **Newcastle Port Corporation – Project Newport Steering Committee** – Zenon Michniewicz, Lisa Cueno
 - **State Chamber of Commerce Infrastructure Committee** – Paul Robinson
 - **State Stormwater Advisory Committee** – John Hickey
 - **Sydney Ferries Reform Taskforce** – Matthew Taylor
 - **State Marine Committee** – Matthew Taylor, John Hickey
 - **Sydney Harbour Maritime Forum** – Paul Robinson, Fergus McPherson, Ivan Patrick, Kate Wood
 - **Sydney Harbour Week Sub-Committee** – Neil Patchett
 - **Transport NSW Coordination Committee** – Matthew Taylor. Steering Committees: Budget and Investments – Paul Robinson, Brian Stanwell; Communications – Neil Patchett; Environmental Management – John Hickey; Regional and Rural Planning – Brett Moore; Safety – Matthew Taylor (Chair); Strategy and Performance – John Hickey; Urban Planning and Infrastructure – Zenon Michniewicz
 - **Transport Services Functional Area Committee** – Brett Moore
 - **Twofold Bay and Hinterlands Steering Committee** – John Sturday, Max Saunders
 - **UNSW Centre of Marine Studies – Botany Bay Research Steering Committee** – Suzanne Harris
 - **Waterways Authority Policy Advisory Group** – Matthew Taylor, John Hickey, Brett Moore, Jill Saffron
 - **Williams River Steering Committee** – Brett Moore (Chair), Sandy Allan
- ### Internal
- **Executive Management Committee** – Matthew Taylor (Chair), John Hickey, Zenon Michniewicz, Brett Moore, Paul Robinson
 - **Audit Committee** – Paul Robinson (Chair), John Hickey, Brett Moore, Ken Bywater, Graeme Dunlavy, Zenon Michniewicz, Brian Stanwell
 - **Education Committee** – Neil Patchett (Chair), Catherine Russell, Kim Deluca, Mike Traynor, Rob Everett, Phil Howe, Gary Wells, Jeanette Shimeld, Mitch Holland
 - **Foreshores & Waterways Planning and Development Advisory Committee** – Ivan Patrick, Persephone Rougellis, Geoff Smith
 - **Internet Editorial Review Committee** – Neil Patchett (Chair), Kim Deluca, Catherine Russell, Gary Wells, Steve Potter

- **Land Owner's Consent Assessment Committee** –
*George Gaweda, Michael Hluchan,
Simon Lawton, Fergus McPherson,
Tom O'Rourke, Persephone Rougellis, Ian Tait*
- **Maritime Property and Assets Division
Occupational Health & Safety Workplace
Committee** – *Michael Freeland (Chair),
Ian Martin (employer representative),
Theo Poulos, Vic Brunetti (employee
representatives)*
- **Product Management Committee** –
*Ed Kwanten (Chair), John Hickey, Fran Rein,
Neil Patchett, Trevor Williams, Steve Black,
Ann Waddington, Tony Pengilly, John Fisher,
Mike Traynor*
- **Quality Steering Committee** – *Paul Robinson
(Chair), Graeme Dunlavy (Secretary),
Ken Bywater, John Hickey, Michael Freeland,
Lynn Greenwood, James Gutherson,
Zenon Michniewicz, Sue Ohanian,
Brett Moore, Ed Kwanten*
- **Risk Management Committee** – *Paul Robinson
(Chair), Vic Brunetti, Mark Buckley,
Ken Bywater, Graeme Dunlavy, Ed Kwanten,
Ian Martin, Peter Maunder, Brett Moore,
John Sturday, Craig Whitmore*
- **Signage Committee** – *Steve Harop,
Paul Lowbridge*
- **Waterways Authority Consultative Committee** –
*Paul Robinson (Chair), Brett Moore,
Sue Ohanian, Peter Woolfenden, Nola Dyball,
Ian Martin, Roly Webb, Bob Murphy.* External
union officials – *Anne Milson, Mike Fleming,
Sean Chaffer and Phil Marchionni*

Statutory Port Advisory Committees

The **Eden Port Advisory Committee** has the following local community members:

Jeff Swane (Chair), Al Armstrong, John Aveyard, David Jesson, James Longden and Col Whelan with Barry McDonald (Department of State and Regional Development) and the Authority's Chief Executive, Matthew Taylor, as ex-officio members and John Sturday as alternate to Matthew Taylor. This committee met five times during the year.

The **Yamba Port Advisory Committee** has the following local community members:

Mike Dougherty (Chair), Len Davis, John Dougherty and Kevin Harris with Frank Hay (Department of State and Regional Development) and the Authority's Chief Executive, Matthew Taylor, ex-officio members and John Sturday as alternate to Matthew Taylor. This committee met three times during the year.

The members of both Port Advisory Committees are appointed by the Minister for Transport for terms of two years.

Functions of committees established during the year

- The Gay Games VI Sailing Organisation Committee has been established to organise the sailing event in Sydney Harbour for the 2002 Gay Games.
- The Newcastle Port Corporation – Project Newport Steering Committee is responsible for guiding the development of this dredging project and addressing key issues including project development documentation.
- The University of NSW Centre of Marine Studies – Botany Bay Research Steering Committee aims to develop a strategic approach and focus for research into Botany Bay.
- The seven Transport NSW Steering Committees were established in October 2001 to provide forums to discuss the specific areas across all transport agencies.
- The Maritime Security Working Group was established in response to the September 11 terrorist attacks in the USA. The Group reviews security and border protection issues related to seaports, international shipping and mobile offshore facilities. The Group's membership consists of representatives from relevant Commonwealth and State Government agencies and industry associations.

- The Public Information Services Functional Area Sub Committee (PISFAC) is the media management element of the State Disaster Plan.
- The Sydney Harbour Week Sub-Committee is responsible for providing residents and visitors to Sydney with an opportunity to experience the many facets of the Harbour.

Committees abolished during the year

- Premier's Water Safety Taskforce Committee
- Sydney Regional Coastal Management Committee
- Volvo Round-the-World Yacht Race Steering Committee

9. Grants to non-Government community organisations

Of the \$622,000 in grants agreed to by the Authority in late 2001, the following was paid to the Volunteer Marine Rescue Council of NSW for distribution during the year:

Association	Grant
NSW Volunteer Rescue Association	\$126,982
Replacement of Cat 2 Vessel at Woolgoolga	54,496
SARcc refurbishment at Point Danger	2,273
Base level funding for 11 units	22,706
Operating cost	42,576
CPI increase	4,931
Australian Volunteer Coast Guard	\$183,434
Replacement Cat 2 Vessel at Sydney	50,000
Replacement Cat 3 Vessel at Evans Head	50,000
MRB upgrade Port Stephens	4,000
MRB upgrade Solander	4,000
MRB upgrade South Head	6,629
Operating cost	61,409
CPI increase	7,397
Royal Volunteer Coastal Patrol	\$249,083
Replacement Cat 3 Vessel at Broken Bay	60,000
Replacement Cat 2 Vessel at Port Stephens	60,000
SARcc refurbishment at Forster	2,000
SARcc refurbishment at Trial Bay	2,000
SARcc refurbishment at Eden	2,395
Radio upgrade at Byron Bay	2,000
Radio upgrade at Coffs Harbour	1,000
Radio upgrade at Lake Macquarie	1,000
Radio upgrade at Central Coast	1,000
Radio upgrade at Hawkesbury	1,000
Radio upgrade at Terrey Hills	1,500
Radio upgrade at Wollongong	1,000
Radio upgrade at Jervis Bay	1,000
Radio upgrade at Sussex Inlet	1,000
Radio upgrade at Kioloa	500
Radio upgrade at Moruya	500
Radio upgrade at Merimbula	500
Vessel fire fighting equipment upgrade at Sydney	3,000
Vessel fire fighting equipment upgrade at Ulladulla	4,000

Vessel fire fighting equipment upgrade at Batemans Bay	3,000
Vessel fire fighting equipment upgrade at Narooma	3,000
Vessel electronics upgrade at Botany Bay	4,500
Operating cost	83,516
CPI increase	9,673
Total	\$559,499

The remaining \$62,501 comprises additional operating costs and will be paid by the State Rescue Board during 2002-2003.

In addition, the Authority effectively contributed \$105,000 to surf lifesaving clubs, schools, and other community activities by not charging for their boat registrations and licences or mooring and aquatic licences.

10. Guarantee of Service

The Authority's Guarantee of Service sets standards for the following:

- responsiveness and accessibility of services to clients
- availability of a relevant product range including licensing, vessel registration and vessel survey
- appropriate balance between rights of access and use (licence/registration) and safety objectives
- effective compliance and education campaigns
- appropriate balance between active and passive waterways users and stakeholders
- available resources to minimise the Authority's risk liability
- a consistent statewide approach to environmental issues involving vessels
- defined processes to assess, determine and/or facilitate port development and maritime use of the State's waterways.

No variations from or changes to these standards were made during the year.

11. Delivery of electronic services

The Authority completed its electronic service delivery program with the placement of all appropriate transactions on the internet by December 2001.

12. Code of Conduct

The Authority's Code of Ethics and Standard Code of Conduct is on the Authority's internet site. It continues to be a valuable resource to remind staff and managers of their responsibilities in relation to fraud and corruption. Training in the Code of Ethics forms part of all staff induction programs.

Section 3.13 Conflicts of Interest was amended to include two new paragraphs. These are:

"As a minimum, you must not process any transactions on the Authority's database or cash registers, or deal with any Penalty Notice or Summons matters that relate to you or any person related to you by birth or marriage, or associated with you by way of a defacto or domestic living arrangement (eg. a flatmate).

In addition all employment that you engage in, even in a voluntary capacity, other than with the Waterways Authority must be declared to the Chief Executive."

13. Fraud and corruption prevention program

Fraud and corruption strategies continue to be integrated into the Authority's business practices. Allegations of fraud against one employee were investigated during the year. The employee was subsequently dismissed and the matter reported to the Independent Commission Against Corruption.

14. Privacy Management Plan

The Authority has implemented a Privacy Management Plan. It has been distributed throughout the Authority to ensure that all staff have knowledge of and comply with the provisions of the *Privacy and Personal Information Protection Act 1998*.

The Authority has implemented policies and procedures pursuant to the Plan to ensure that it

complies with the Act in relation to the collection, storage, use and disclosure of personal information and has developed policies and procedures as necessary in relation to any identified areas of non-compliance.

There were no contraventions of an information protection principle or privacy code of practice during the year and hence no reviews were conducted.

15. Number of employees by category and comparison to the previous three years

Category	30 June 2002	30 June 2001	30 June 2000	30 June 1999
Senior Executive Service	5	6	6	3
Operations	178	168	169	167
Corporate and Business Services	68	67	70	71
Policy and Research	14	13	13	11
Maritime Property and Assets	23	25	28	–
National Marine Safety Committee Secretariat	4	3	3	3
TOTAL	292	282	289	255

Staff numbers are shown to the nearest full time equivalent whole number and include casual, temporary and trainee staff. Temporary and casual staff provide supplementary assistance, particularly during the peak boating season from October to March. The Authority maintains traineeships to provide increased opportunities for young job seekers.

16. Senior Executive Service

Chief and Senior Executive Service

positions at each level	30 June 2002	30 June 2001	30 June 2000	30 June 1999
8	0	0	0	0
7	0	0	0	0
6	0	0	0	0
5	1	1	1	0
4	0	0	0	0
3	1	1	1	0
2	2	2	2	1
1	2	2	2	2

There is one current vacant SES position.

Number of positions filled by women:

1	1	0	0
---	---	---	---

17. Chief Executive Performance Statement

Name: Matthew Taylor
 Position: Chief Executive
 Level: SES Level 5
 Period in the position: 1 July 2001 to 30 June 2002
 Remuneration package: \$216,112.00
 Results:

Accountabilities	Performance for 2001-2002
Organisational Management	<ul style="list-style-type: none"> • Implemented conclusions of a Functional Review which have resulted in an improved organisational structure, greater business initiative and a higher focus on risk management • Delivered a sound fiscal result • Encouraged quality programs which have seen significant improvement to client-focused processes such as cash register payments and branch customer service.
Waterways safety and environment	<ul style="list-style-type: none"> • Promoted additional safety and education campaigns to contain or reduce the number of accidents and injuries for the year • Increased number of Boating Service Officers and patrols resulting in higher safety compliance rates now in excess of 94 per cent • Implemented measures to address noise and speed control for fast moving and non-conventional craft • Oversaw additional controls on personal watercraft • Issued a comprehensive review of Sydney Ferries and its operations, which will provide significant safety, training and vessel maintenance recommendations and commenced monitoring of ferry incidents • Waterways Authority was appointed an Appropriate Regulatory Authority giving it enhanced powers to deal with waterways environmental issues • Encouraged public input into the preparation of boating and environmental Plans of Management for Pittwater and Lake Macquarie.
Waterways event management	<ul style="list-style-type: none"> • Ensured successful management of New Year's Eve and Australia Day on-water celebrations and other significant aquatic events • Successful organisation of the Volvo Round-the-World Ocean Race stopover in December 2001 • Arranged the establishment of a marine radio communications network for NSW waterways • Managed a significant increase in funding to volunteer rescue organisations.

Accountabilities	Performance for 2001-2002
Policy implementation	<ul style="list-style-type: none"> • Established framework based on risk management approach for new arrangements to control vessel waste • Contributed to and implemented recommendations from five Healthy Rivers Commission inquiries • Introduced a new Hire and Drive licensing system • Further encouraged nation-wide use of the Boatcode scheme.
Infrastructure Development	<ul style="list-style-type: none"> • Provided approximately \$1.1 million through the Waterways Asset Development and Management Program to improve the State's facilities for recreational boating • Signed Indigenous Land Use Agreement that enabled, in conjunction with the Commonwealth, a multi-purpose wharf at Eden to proceed • Completion of \$5.5 million of contracts to upgrade Blackwattle Bay for maritime industry use • Applied more stringent assessment controls to marina development, approvals for Land Owner's Consent and Development Consent for waterside structures.
Maritime Assets	<ul style="list-style-type: none"> • Called for Expressions of Interest from the charter boat industry and announced results for the shared use of Wharf 6, Circular Quay • Called for Expressions of Interest for maritime industry use of Rozelle Bay • Signed contract with Thiess Environmental Services for the remediation of Homebush Bay east • Actively progressed initiatives under <i>Sharing Sydney Harbour – Regional Action Plan</i>.

18. Occupational Health and Safety statistics

Average sick days leave per employee	5.83
Number of lost time injuries	9
Reported non-lost time injuries	4
Total number of workers' compensation claims	16
Days lost for workers' compensation per employee	1.09
Prosecutions under the <i>Occupational Health and Safety Act 1983</i>	1

Prosecution action has been instituted against the Authority by WorkCover for a breach of section 17(1) of the *Occupational Health and Safety Act 1983*. The action relates to the death, on the Hawkesbury River, of an employee of Solar Technology Pty Ltd, which was contracted by the Authority to provide maintenance services to navigation aids. At year's end, the case was yet to be listed.

19. Community affairs – Ethnic Affairs Priorities Statement

The following are the Ethnic Affairs Priorities Statement initiatives for 2002-2003:

Action	Responsible Officer	Implement by	Performance Indicator
Encourage members of aboriginal communities to attend safe boating seminars	Murray – Boating Service Officers / Regional Managers	April 2003	Each of the five BSO patrol areas to have conducted a safe boating seminar in an identified aboriginal community
Identify ethnic client base in Griffith and Mildura	Murray – Boating Service Officers / Regional Managers	April 2003	Completion of report identifying ethnic client base and seminars held for the two largest ethnic groups in each location
Identify main ethnic client base in the Hunter Region	BSOs / Regional Coordinator	April 2003	Each office to investigate main ethnic groupings
Investigate what forms of ethnic media exist in the Hunter Region	Regional Coordinator	April 2003	Each office to investigate what form of media services exist
Develop a Safety of Newcastle Harbour brochure in Vietnamese in conjunction with the Newcastle Port Corporation	BSOs / Regional Manager	April 2003	Produce brochure and disseminate to Vietnamese commercial operators
Provide multi-lingual licence testing books on boating safety	Regional Manager Sydney Region/Operations Manager Botany Bay	May 2003	Seek Regional input to ascertain State-wide language needs Translate all current test books into the 3 most requested languages Distribute books as required to service centres
Development of orientation CD ROM containing multi cultural diversity topics as part of a self learning and assessment program	Human Resources Manager	April 2003	Completion of CD ROM and use by all new employees

20. Equal Employment Opportunity (EEO) statistics

Table 1 – Per cent of total staff by level

Subgroup as estimated per cent of total staff at each level

Level	TOTAL STAFF (No.)	Respondents	Men	Women	Aboriginal people & Torres Strait Islanders	People from racial, ethnic, ethno-religious minority groups	People whose language first spoken as a child was not English	People with a disability	People with a disability requiring work-related adjustment
<\$27,606	6	83%	33%	67%	0%	20%	0%	0%	0%
\$27,606-\$40,535	9	78%	22%	78%	0%	11%	11%	0%	0%
\$40,536-\$51,293	106	82%	46%	54%	0%	6%	6%	13%	5.7%
\$51,294-\$66,332	85	80%	73%	27%	0%	12%	9%	6%	1.5%
>\$66,332 (non SES)	79	81%	84%	16%	0%	20%	20%	8%	6.3%
SES	5	100%	80%	20%	0%	20%	20%	20%	0%
TOTAL	290	81%	64%	36%	0%	12%	11%	9%	4.2%
<i>Estimated subgroup totals</i>		236	185	105	0	35	32	26	12

Table 1 does not include casual staff.

Table 2 – Per cent of total staff by employment basis

Subgroup as estimated per cent of total staff in each employment category

Employment Basis	TOTAL STAFF (No.)	Respondents	Men	Women	Aboriginal people & Torres Strait Islanders	People from racial, ethnic, ethno-religious minority groups	People whose language first spoken as a child was not English	People with a disability	People with a disability requiring work-related adjustment
Permanent									
– Full-Time	240	79%	72%	28%	0%	13%	12%	9%	5.3%
– Part-Time	27	85%	7%	93%	0%	0%	0%	13%	0%
Temporary									
– Full-Time	13	85%	46%	54%	0%	18%	18%	0%	0%
– Part-Time	3	100%	67%	33%	0%	0%	0%	0%	0%
Contract									
– SES	5	100%	80%	20%	0%	20%	20%	20%	0%
– Non SES	0	0%	0%	0%	0%	0%	0%	0%	0%
Training Positions	6	83%	33%	67%	0%	20%	0%	0%	0%
Retained Staff	0	0%	0%	0%	0%	0%	0%	0%	0%
Casual	34	82%	29%	71%	7.1%	11%	7%	4%	0%
TOTAL	328	80%	61%	39%	0.7%	12%	11%	8%	3.9%
<i>Estimated subgroup totals</i>		264	199	129	2	40	35	27	13

Figures for EEO groups other than women have been adjusted to compensate for the effects of non-response to the EEO data collection.

21. Property disposal

During the year, nine properties were sold or divested for a total of \$13.22 million. These included sales of properties in Woolloomooloo and Balmain (the latter to the NSW Water Police). Reclaimed land at Mortlake and Glebe was sold to adjacent landowners and 14.65 hectares at Homebush Bay was divested to the Sydney Olympic Park Authority.

A property in Sydney at 30-38 Hickson Rd was sold to Delmo (No2) Pty Ltd for \$10.13 million, some three years after calling tenders. The site will become the new head office for Lend Lease.

The Chief Executive of the Authority approved all sales. There were no family or business connections between any purchaser and the Chief Executive. The proceeds of all sales were incorporated into the operating surplus and forwarded as distribution payments to the NSW Treasury. Access to documents relating to the property disposals can be obtained under the *Freedom of Information Act*.

22. Asset acquisitions

Program 1:

The Waterways Authority spent \$4.62 million during the year on minor capital works acquisitions, including:

- the replacement navigational aid pylons (44 lights and 156 buoys)
- five patrol vessels and two personal watercraft
- refurbishment of four patrol vessels
- 45 outboard engine replacements incorporating the latest two and four stroke technology

- development of the SAP Integrated Management System including a plant maintenance module incorporating nav aids and an Employee Self Serve module
- upgrading software for the Authority's network and desktop PC systems
- continued implementation of new signage that conforms to international standards as part of an ongoing replacement program
- upgrade of the on-site security system at Rozelle Bay with new cameras installed at strategic points and improved fencing
- fitout of five regional offices
- upgrading of the Rozelle Bay head office computer room
- continued motor vehicle replacements.

Program 2:

Asset acquisition expenditure for the year totalled \$11.62 million, which included \$7.19 million of infrastructure provided by the private sector developer of King St Wharf. Total expenditure was below the 2001-2002 budget of \$21.85 million for the following reasons:

- lesser value of infrastructure provided at King St Wharf as at 30 June 2002 due to some delays in the project
- later than envisaged start to the redevelopment of Wharf 2/3 Walsh Bay arising from the late submission of its Development Application by the developer
- construction of the Port of Eden multi-purpose wharf only commencing in April 2002.

Details of major projects for the year are as follows.

Completed works

Project	Description	2001-2002 cost	Total project cost	Completion date
Maritime precinct, Blackwattle Bay wharf and services upgrading	New deck and substructure for 136-metre wharf and adjacent jetty, additional 1,350m ² deck area, new services	\$2.97M	\$5.50M	March 2002
Circular Quay ferry wharves	New separation piles and replacement buffer board	\$0.15M	\$0.15M	April 2002

Work-in-progress

Project	Description	2001-2002 cost	Authority estimated total cost	Estimated date of completion
King St Wharf	Provision of charter vessel facilities and roads	\$7.19M by developer \$0.07M by Authority	\$62.2M	June 2005
Walsh Bay redevelopment	Reconstruction of Wharf 2/3 for maritime and cultural purposes	\$0.55M	\$20.2M	December 2004
Eden multi-purpose wharf	New wharf and storage area in conjunction with Navy development	\$0.50M	\$5.0M	December 2003
Stockton ferry wharf	Replacement ferry wharf at Newcastle incorporating disabled access (with TransportNSW)	\$0.02M	\$0.60M	November 2002
Dawes Point seawall	Restoration of historic seawall and heritage railing (with Sydney Harbour Foreshore Authority)	\$0.03M	\$4.2M	December 2004

Major operating expenses included the air conditioning for the Veritas Tower (\$740,000), work associated with the proposed remediation of Homebush Bay (\$1.47 million) and maintenance of Sydney Harbour and Newcastle wharves and jetties owned by the Authority (\$990,000).

23. Heritage assets

A Heritage and Conservation Register was prepared for the Sydney Region in accordance with the *Heritage Act 1977*. The Register classifies 71 wharves, buildings, navigation aids, industrial and aboriginal sites, submerged objects and natural features of Sydney Harbour in accordance with State Heritage inventory database guidelines.

The condition of these heritage assets is generally good. Lessees are responsible for maintaining properties on 99-year leases while the remaining properties are managed by the Authority and administered according to guidelines pending their sale or adaptive re-use. They are managed to a reasonable standard of weatherproofing, fire protection and security and, wherever possible, they are tenanted.

Investigations continued into the restoration of the sandstone seawall and heritage railing at Dawes Point underneath the Sydney Harbour Bridge. In May 2002, the Authority sold the heritage-listed former AGL gas works building, dating from 1845, as part of the Hickson Road workshops sale.

24. Waste reduction and purchasing policy

During the year, further revisions were carried out to the Authority's Waste Reduction And Purchasing Plan. The recycling system at Rozelle Bay was upgraded to increase the percentage of office waste sent for recycling.

During the year, 14.45 tonnes of waste paper and cardboard were collected for recycling from the Waterways Authority offices. Glass and recyclable plastic bottles were collected from the Rozelle Bay offices and the superyacht marina. Plant waste and prunings from the Rozelle Bay site were retained on site for mulching.

Centralised purchasing increased control of toner cartridge purchases. The proportion of toner cartridges bought during the year which had recycled content and were disposed of for recycling increased to 85 per cent, an increase of 55 per cent on the previous year.

A new print management contract resulted in a reduction in paper product quantities.

25. Energy management

Energy for the Rozelle Bay facility and 207 Kent St was purchased through State Government Contract 777. Six per cent of the electricity consumed was generated from renewable sources.

During the year the Rozelle Bay facility accounted for three-quarters of the total power consumed by the Authority. Improvements in lighting and air conditioning have reduced the power consumption at Rozelle Bay by 9.2 per cent from 1999-2000 levels. With greater use of the building this year, energy use for the common areas of 207 Kent St rose by 1 per cent.

The Authority continued to install solar powered navigational aids. Currently 97 per cent of these are solar powered.

26. Contracting and market testing policy

The Authority's five-year wharf maintenance contract was readvertised and awarded in October 2001.

27. Research and development

Work continued with the NPWS and NSW Fisheries to develop a cost-effective seagrass friendly mooring apparatus to protect sensitive marine environments such as Towra Point, Jibbon Beach, Bayview and Lake Macquarie.

The Authority developed a stormwater boom specifically designed to trap litter at the mouth of Johnstons Creek at Rozelle Bay. Based on experimental booms made and deployed over the last four years, it consists of a solid section at water level overlaying a net anchored to the bottom of the Bay. Development costs amounted to less than \$800.

Development of Phase One of the SAP Plant Maintenance module, part of the Waterways Integrated Maintenance Management System which covers navigation aid maintenance, commenced in May 2002. It will allow field staff to use hand held devices to record damage or breakdown data via the Authority's Geographical

Information System and onto the SAP System which can be conveyed speedily to the navigation aid contractor. The system will be tested on a pilot site, the South Coast Region, in September 2002.

28. Account payment performance

The Authority paid \$100.5 million to creditors during 2001-2002. There were no penalty interest payments made.

Aged analysis at the end of each quarter

Quarter	Current (within due date) \$000	<30 days overdue \$000	31-60 days overdue \$000	61-90 days overdue \$000	>90 days overdue \$000
September	8,774	1,940	59	12	54
December	28,353	1,167	106	102	20
March	29,704	593	128	26	18
June	27,260	1,970	100	25	12

Accounts paid on time within each quarter

Quarter	Total number of accounts paid on time		Total amount		% of amount paid on time
	Target %	Actual %	\$000	\$000	
September	89%	84.9%	8,774	10,839	81.0%
December	89%	86.4%	28,353	29,747	95.3%
March	89%	87.6%	29,704	30,470	97.5%
June	89%	91.2%	27,260	29,366	92.8%

A review of the Authority's invoice payment processes has resulted in a quarter-on-quarter improvement in creditor payment performance culminating in an above benchmark result for the June quarter. Delays in receiving invoices from remote customer service centres, delays with contractors providing invoices yet adhering to original settlement terms and disputes continue as major management issues. The results shown in the above column '% of amount paid on time' indicate significant achievement in meeting creditor payment terms.

29. Investment performance

Throughout the year, the Authority held funds with NSW Treasury Corporation's Hour-Glass Facilities – Cash, Cash Plus, Bond Market and Medium Term Growth.

The Authority retains funds for the following purposes:

- pay operating distributions to the NSW Treasury (1 August and 1 December each year)
- progress payments on major projects (Walsh Bay, Eden, Homebush Bay)
- cash backing for employee entitlements (annual leave, long service leave)
- sundry security deposits from developers, lessees and clients
- progress payments for the Waterways Asset Development and Management Program
- cash backing for the pre 30 June 1995 workers' compensation and dust diseases provisions.

Returns from the individual Hour-Glass investment facilities were:

	Treasury Corporation	Benchmark
Cash Facility	4.61%	4.66%
Cash Plus Facility	4.67%	4.66%
Bond Market Facility	5.54%	5.61%
Medium Term		
Growth Facility	2.73%	1.13%

30. Debt management performance

The Authority's major external debt is for the sub-lease of the Veritas Tower, Maritime Trade Towers at 207 Kent St which is being repaid over 25 years. The 2001-2002 principal payment of \$2.75 million was made in March 2002 and the outstanding balance is \$22.17 million.

31. Ministerials

Ministerial communication is created through an inquiry or complaint directly to the Minister for Transport or through another Member of Parliament. There were 343 items of Ministerial correspondence for the year.

32. MSB residual responsibilities

Current legal matters

The case brought by the Woolloomooloo Foundation against the former Maritime Services Board of NSW (MSB) concerning the redevelopment of the Finger Wharf at Woolloomooloo was settled in May 2002 on terms not to be disclosed.

MSB workers' compensation

The Authority has legal liability and responsibility for Workers Compensation claims stemming from the MSB's self-insurer scheme that existed from 1 July 1989 to 30 June 1995.

The number of payments to providers and weekly benefits to workers decreased during the year to \$240,000 compared to \$400,000 the previous year. The number of open claims reduced from 25 to 24 at 30 June 2002, having a total potential cost estimated at \$1.42 million. A provision of \$1.71 million has been made for current claims which may be lodged in the future.

Over the past seven years since the self-insurer licence was revoked, 39 new claims have been received and \$4.15 million has been paid in compensation, provider fees and legal costs while the provision has decreased from \$4.5 million to \$1.71 million. The estimated ultimate cost of the scheme is \$11.69 million.

33. Response to matters raised by the Auditor-General in outgoing Audit Reports

The Auditor-General has continued to insert a qualification on the accounting treatment for the removal of contaminated sediments in Homebush Bay east. The qualification remains and is addressed in Note 25 (b) – Operating expenditure commitments to the Financial Statements.

34. Waterways Asset Development and Management Program (WADAMP) – grants by locality

During 2001-2002, a total of 57 WADAMP applications were received. Grants totalling \$1,098,307 were approved to 31 of these applications as outlined below:

Applicant	Project name	Total estimated cost	Amount of WADAMP grant
Murray/Inland			
Murrumbidgee Shire Council	New boat ramp at Darlington Point, Griffith – Murrumbidgee River	\$35,000	\$17,500
Hay Shire Council	Upgrade boat ramp at Sandie Point, Hay – Murrumbidgee River	\$40,000	\$20,000
Wentworth Shire Council	Pomona boat ramp, Stage 2 works – Darling River	\$40,000	\$20,000
Balranald Shire Council	Public wharf – Euston – Murray River	\$64,002	\$27,102
	Sub-total	\$179,002	\$84,602
South Coast			
Shoalhaven City Council	Construction of jetties at Basin View and Woollamia boat ramps	\$60,000	\$30,000
Eurobodalla Shire Council	Upgrade of Preddy's Wharf and facilities – Moruya River	\$100,000	\$50,000
Bega Valley Shire Council	Merimbula public jetty upgrade – feasibility study	\$15,000	\$7,500
Maritime Property and Assets Division, Waterways Authority	Port Kembla boat ramp – provision of safety surface	\$17,000	\$17,000
	Sub-total	\$192,000	\$104,500
Hunter/Inland			
Lake Macquarie City Council	Marine waste reception facilities – Stage 2 – Lake Macquarie	\$480,000	\$100,000
Maitland City Council	Morpeth boat ramp upgrade – Queens Wharf	\$140,000	\$70,000
Great Lakes Council	Bulahdelah boat ramp upgrade – Myall River	\$26,600	\$10,000

Applicant	Project name	Total estimated cost	Amount of WADAMP grant
Hunter/Inland (continued)			
National Parks and Wildlife Service	Pontoon at Neranie, Myall Lakes	\$25,000	\$12,500
Newcastle City Council	South Stockton boat ramp pontoon – upgrade	\$113,000	\$56,500
Kooragang Wetland Rehabilitation Project	Kooragang city farm jetty – North Arm Hunter River	\$169,500	\$40,000
Sub-Total		\$954,100	\$289,000
North Coast			
Macleay Shire Council	Boat launching facility – Memorial Park – Lawrence – Clarence River	\$132,500	\$66,250
Kempsey Shire Council	Low level access, Smithtown wharf – Macleay River	\$24,000	\$12,000
Greater Taree City Council	Jetty and pontoon, Cundletown, Manning River	\$75,000	\$37,950
Bellingen Shire Council	Landing facility at Mylestom tidal pool – Bellinger River	\$15,090	\$7,545
Laurieton United Servicemens Club Ltd	Wharf and reserve facilities upgrade – Laurieton	\$160,000	\$80,000
Great Lakes Council	Point Road boat ramp, Tuncurry – detail plans and Stage 1 work	\$90,000	\$45,000
Great Lakes Council	Little Street, Forster – multi-purpose waterside facility – Stage 2	\$203,500	\$40,500
Tweed Shire Council	Murwillumbah heritage wharf	\$116,000	\$58,000
Tweed Shire Council	Public pontoon – southern boat harbour – Tweed Heads	\$89,000	\$45,500
Ballina Shire Council	Wardell public jetty	\$75,000	\$37,500
Lismore City Council	Wilson's River cross link boating access project – pontoon and upgrade boat ramp	*	\$80,000*
Sub-total		\$980,090	\$510,245

* Re-allocation of funds as part of a historic wharf redevelopment

Applicant	Project name	Total estimated cost	Amount of WADAMP grant
Hawkesbury/Broken Bay			
Pittwater Council	Clareville Beach, dinghy storage upgrade – Stage 1	\$50,000	\$25,000
Pittwater Council	Clareville Beach, dinghy storage upgrade – Stage 2	\$54,320	\$19,660
Hawkesbury City Council	Re-instate public pontoon – Windsor boat ramp	\$20,000	\$10,000
	Sub-total	\$124,320	\$54,660
Sydney Region			
North Sydney Council	Tunks Park boat ramp upgrade – Cammeray	\$45,500	\$22,750
Leichhardt Rowing Club	Connection of timber foreshore ramp	\$90,140	\$18,800
Sutherland Shire Council	Reconstruction of public wharf – Matson Crescent, Miranda	\$27,500	\$13,750
	Sub-total	\$163,140	\$55,300
	Total	\$2,592,652	\$1,098,307

35. Major Aquatic Events

July 2001

- Port Stephens Sailing & Aquatic Club Regatta (Port Stephens)
- Putt Putt Regatta (Port Hacking)
- Australian Masters Triathlon (Wanda Beach, Port Stephens)

August 2001

None reported

September 2001

- Speedboat Spectacular (Hawkesbury River, Windsor)
- Tweed Bridge to Bridge Water Ski Race (Tweed River)
- 60 Hour Water Ski Challenge (Tweed River)
- Ballina Aquatic Festival (Richmond River)

October 2001

- Grafton Bridge to Bridge Ski Race (Richmond River, Grafton)

November 2001

- Hawkesbury Canoe Classic (Hawkesbury River, Windsor to Brooklyn)

December 2001

- Sydney to Hobart Yacht Race (Sydney Harbour)
- New Year's Eve (Sydney Harbour)
- Volvo Youth Sailing ISAF World Championships (Sydney Harbour)
- Red Cross Canoe Marathon (Murray River)
- PWC Races (Cams Wharf, Lake Macquarie)

January 2002

- Australia Day Celebrations (Sydney Harbour)
- Australia Day Celebrations (Kogarah Bay)
- Volvo Youth Sailing ISAF World Championships (Sydney Harbour)
- Pittwater to Coffs Harbour Ocean Classic (Pittwater)
- Australian Water Ski Titles (Wyangala Dam)
- NSW PWC Hydrocross Titles (Windemere Dam)
- Newcastle Maritime Festival (Newcastle Harbour)
- New Year's Day Powerboat Races (Lake Mulwala)

February 2002

- Speedboat Spectacular (Kogarah Bay)
- NSW Game Fishing Association Sailpast (Port Stephens)
- Town to Terrace Water Ski Races (Hunter River)
- Thundercat Races (Catherine Hill Bay, Lake Macquarie)
- Australian Personal Watercraft Association State Titles (North Wollongong Beach)
- Southern 80 Ski Race (Murray River, Echuca)

March 2002

- Thundercat Races (Wanda Beach)
- Go Fishing Australia Sailpast (Port Stephens)
- National Trailer Boat Fishing Competition (Port Stephens)
- Tomaree Triathlon Open Water Swim (Salamander Bay, Port Stephens)
- Surfest (World Class Surfing Competition, Newcastle Beach)
- Mildura 100 Ski Race (Murray River, Mildura)

- Barefoot Water Ski Races (Tacomma)
- PWC Races (Cams Wharf, Lake Macquarie)

April 2002

- Forster Ironman Triathlon (Pipers Creek, Wallis Lake)
- Outrigger Race Coolangatta to Cook Island (NSW) to Southport
- Easter Aquatic Carnival (Manning River)
- Dolphin Festival (Forster)
- Broken Bay Off Shore Power Boat Race (Broken Bay)
- Botany Bay Classic, Australian Offshore Power Boat Championships (Botany Bay)
- Across the Lake Swim (Lake Macquarie)

May 2002

- Kawasaki 100 PWC Race (Botany Bay)
- Port Stephens Outrigger Canoe Races (Port Stephens)
- Triathlon NSW, NSW Club Championship, Swimleg (Port Stephens)
- Barry Cane Championship Ski Races (Lake Albert)

June 2002

- Speedboat Spectacular (Kogarah Bay)
- PWC Races (Lake Illawarra)

36. Glossary

Definitions

Bar – 'bar', 'river bar' and 'coastal bar' describe a ridge or lip of sand, gravel or rock that extends across the mouth of a river or bay and forms an obstacle that impedes safe navigation.

Boatcode – a vessel numbering system introduced into NSW by the Authority in March 1996 that requires a unique hull identification number (HIN) to be attached to most vessels prior to initial registration or vessel registration

transfer. Its aim is to facilitate the identification of vessels, thereby reducing the incidence of vessel theft and insurance fraud.

Commercial vessel – any vessel used in connection with any business or commercial activity, principally for carrying passengers or cargo for hire or reward, or providing service to vessels for reward.

Hire and Drive – a business involving the temporary hiring out of a vessel through a hiring agreement or transaction which involves the use of a vessel by the public on specific terms.

Marine Ministerial Holding Corporation (MMHC) – The MMHC was established on 1 July 1995 under the *Ports Corporatisation and Waterways Management Act* as the legal owner of those assets and liabilities of the former Maritime Services Board of NSW that had not been transferred to either of the Newcastle, Port Kembla or Sydney Ports Corporations or the Waterways Authority, for example the harbour beds in all these ports. It was dissolved on 29 June 2000 and its assets and liabilities transferred to the Authority.

Navigable waters – all waters that are from time to time capable of navigation and are open or used by the public for navigation, whether upon payment of a fee or otherwise.

Personal watercraft (PWC) – a power-driven vessel that has a fully enclosed hull, does not retain water taken on if it capsizes and is designed to be operated by a person standing, sitting astride or kneeling but not seated within the vessel.

Recreational vessel – a vessel which is not used for, or in connection with, a commercial purpose.

Safety compliance – the level of safe navigation compliance obtained by the recreation and commercial boating public. The compliance rate is calculated as:

$$\frac{\text{number of vessels not issued with infringements and formal warnings}}{\text{number of vessels checked.}}$$

One vessel check could result in multiple infringements or formal warnings issued.

Wetland – all land and seabed located below a defined level called the Mean High Water Mark which is 1.48 metres above the zero of the Fort Denison Tide Gauge.

Acronyms

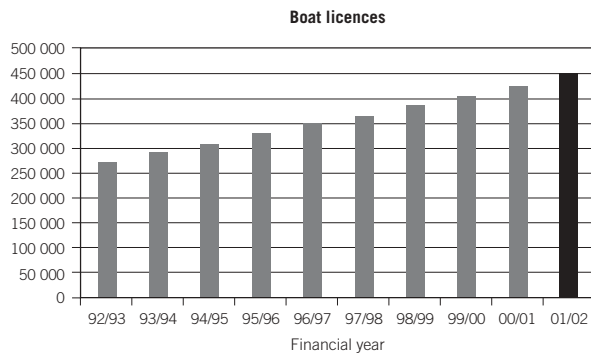
ARA	Appropriate Regulatory Authority
GIS	Geographic Information System
IGLS	Integrated Graphical Leasing System
MPAD	Maritime Property and Assets Division
MOU	Memorandum of Understanding
MSB	Maritime Services Board of NSW
NMSC	National Marine Safety Committee
PFD	Personal flotation device
PWC	Personal watercraft
SARcc	Search and Rescue coordination centre
SHOC	Sydney Harbour Operations Centre
SREP	State Regional Environmental Plan
SOLAS	Safety of Life at Sea (1960 International Convention)
WADAMP	Waterways Asset Development and Management Program
WALROS	Waterways Authority Licensing and Registration On-Line System
WAPAG	Waterways Authority Policy Advisory Group

37. Annual Report copies and costs

Number of copies produced: 1,500 (250 hard copy and 1,250 on compact disc)

Average cost per copy: \$15.15 based on external costs of production – graphic design, printing and compact disc costs and establishment on the Authority's internet site

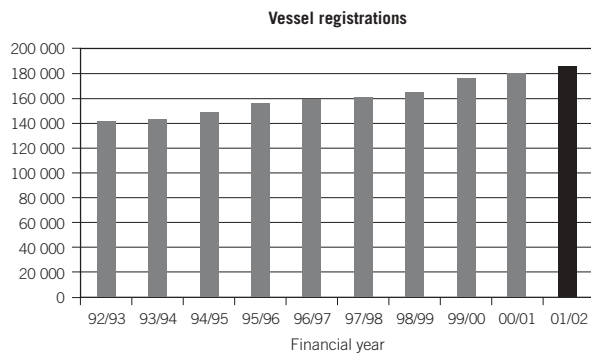
Ten year customer trends



Recreational boating

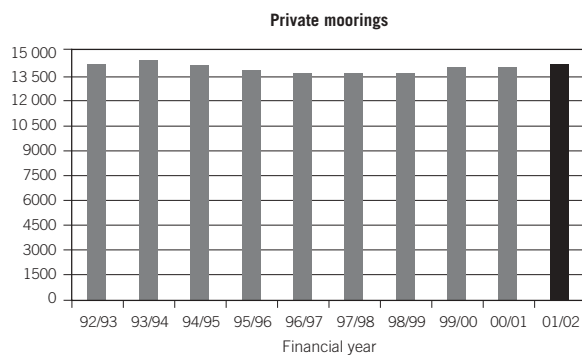
Boat licences

Licences increased by 5.3 per cent to 445,251 at 30 June 2002. The increase exceeds the State's population growth. There has been a 64.7 per cent increase in all licences since 1992-1993. Personal watercraft licences increased by 2.5 per cent during the year and account for 8.1 per cent (35,997) of all licences.



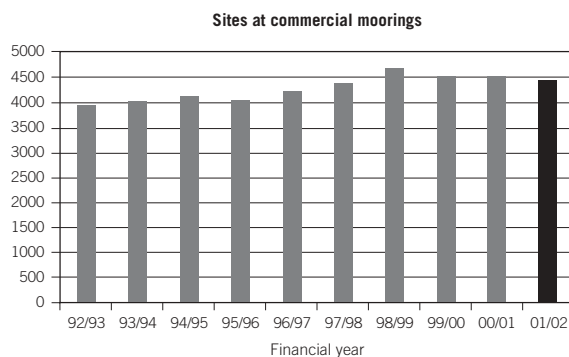
Vessel registrations

Recreational vessel registrations increased by 2.4 per cent to 184,225 at 30 June 2002. There has been a 29.1 per cent increase in registrations since 1992-1993. Personal watercraft registrations accounted for 4.1 per cent (7,509) of all registrations.



Moorings

Total mooring sites have remained relatively stable for the past ten years. The number of both private moorings (14,155) and sites at commercial moorings (4,418) have remained essentially constant during the past year.

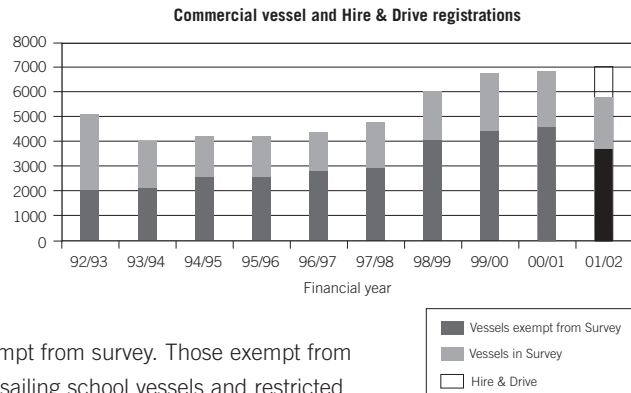


Commercial vessels

Commercial vessel and Hire & Drive registrations

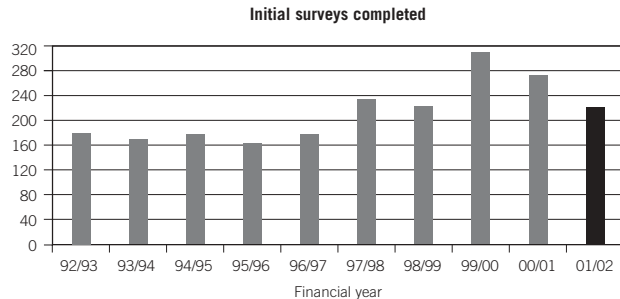
Commercial vessels include tourist and charter boats, fishing vessels, working boats, ferries, water taxis and any vessel used for commercial purposes. From 1 February 2002, vessels covered by a Hire & Drive licence have not required a commercial registration.

Registered commercial vessels are either in survey or exempt from survey. Those exempt from survey includes estuarine fishing vessels and work boats, sailing school vessels and restricted sea going fishing vessels less than 7.5m in length. Vessels in survey (2,144) decreased slightly while those exempt from survey (3,619) decreased substantially as Hire & Drive vessels were previously included in this category. Hire & Drive vessels totalled 1,253 taking the total number of vessels in all three categories to 7,016 for the year.



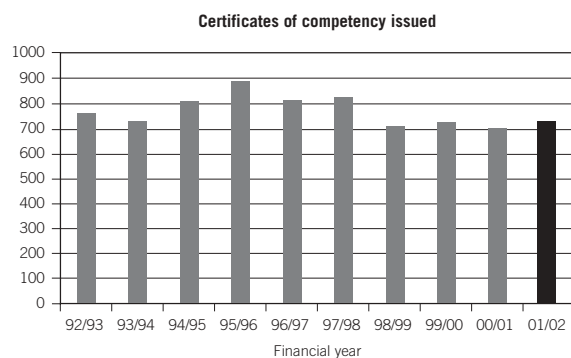
Initial surveys completed

After a progressive increase in the number of initial surveys completed up to 1999-2000, the recent drop down to 216 reflects current economic conditions in the marine industry.



Marine certification

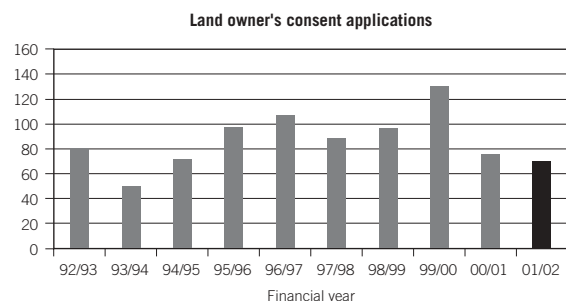
The number of persons obtaining a certificate of competency increased to 735 during the year.

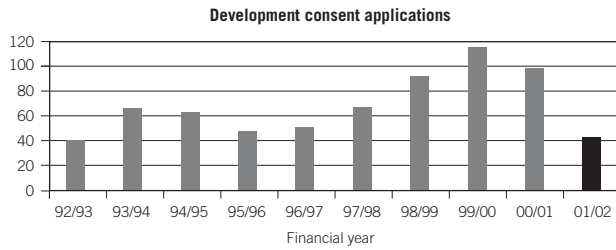


Maritime property and assets

Land Owner's consent applications

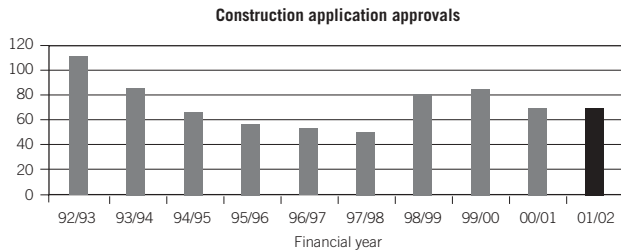
Applications for waterfront development, which come under Part 4 of the *Environmental Planning and Assessment Act (EP&A Act)*, generally reflect cyclical changes in the real estate market and building industry activity. The number of applications finalised reduced from 77 last year to 72 this year. The reduction also reflects acceptance by foreshore developers of the Authority's policy to promote the shared use of facilities on its land.





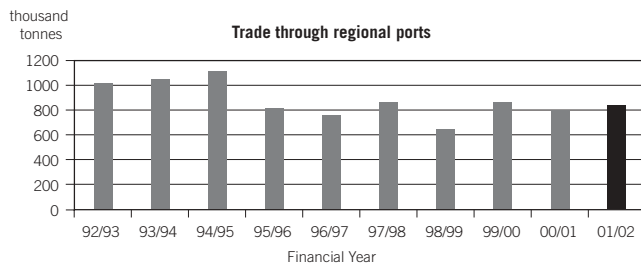
Development consent applications

Consistent with a high reduction in land owner's consent approvals for the 2000-2001 year, the number of development consent applications assessed and finalised during the year dropped by 47 per cent to 41. Developments are assessed under Part 4 and Part 5 of the EP&A Act. Part 5 applications apply to designated areas not covered by Sydney Regional Environmental Plans Nos. 22 and 23, such as current port areas of Sydney Harbour, Blackwattle and Rozelle Bays and the Lane Cove River. Development consent applications are assessed by the Foreshores and Waterways Planning and Development Advisory Committee.



Construction application approvals

In the third stage of the approval process, a landowner of waterfront property adjoining the bed of waterways owned by the Waterways Authority must obtain the approval of the Authority before constructing over the water. The number of construction applications approved increased by one to 70 for the year.



Trade through regional ports

Trade totalled 817,490 mass tonnes during 2001-2002. Almost 93 per cent of this total comprised woodchip exports from Eden to Japan and to a smaller extent, Indonesia. The tonnage of woodchips exported each year depends on demand and is constrained by a Commonwealth Government export quota of 1 million tonnes from Eden, as well as competition from other exporters such as New Zealand and South America.

Waterways Authority offices and customer service centres

Office	Address	Phone/Fax	Opening Times
SYDNEY REGION			
Rozelle Bay	James Craig Road Rozelle Bay 2039 PO Box R228 Royal Exchange Sydney 1223	Ph: (02) 9563 8511 Fx: (02) 9563 8522	Monday – Friday 8.30am – 4.30pm
Liverpool	Shop 3 50 Macquarie Street Liverpool 2170	Ph: (02) 9601 2060 Fx: (02) 9601 2720	Monday – Friday 8.30am – 4.30pm
Sutherland	Suite 44-46 61-65 Glencoe Street Sutherland 2232	Ph: (02) 9545 4422 Fx: (02) 9545 3648	Monday – Friday 8.30am – 4.30pm First Saturday of each month 8.30am – 12.00pm
Sydney	Level 6 Veritas House Maritime Trade Towers 207 Kent Street Sydney 2000	Ph: (02) 9241 6307 Fx: (02) 9241 3663	Monday – Friday 8.30am – 4.30pm
HAWKESBURY/BROKEN BAY REGION			
Hornsby	4 Bridge Road Hornsby 2077	Ph: (02) 9477 6600 Fx: (02) 9477 3418	Monday – Friday 8.30am – 4.30pm
Blacktown	Unit 5 18 Third Avenue Cnr Third & Prince Street Blacktown 2148	Ph: (02) 9831 7200 Fx: (02) 9831 7074	Monday – Friday 8.30am – 4.30pm Last Saturday of each month 8.00am – 11.30am
Gosford	131 Donnison Street Gosford 2250	Ph: (02) 4323 7171 Fx: (02) 4323 7174	Monday – Friday 8.30am – 4.30pm
Pittwater	The Quays Marina 1856 Pittwater Road Bayview 2104	Ph: (02) 9979 8055 Fx: (02) 9997 6628	Friday 8.30am – 12.30pm 1.30pm – 4.30pm Saturday 8.30am – 12.30pm
NORTH COAST REGION			
Coffs Harbour	36 Marina Drive Coffs Harbour Jetty Coffs Harbour 2450	Ph: (02) 6651 3400 Fx: (02) 6651 3529	Monday – Friday 8.30am – 4.30pm
Ballina	Shop 6 Ballina Boulevard 70 River Street Ballina 2478	Ph: (02) 6686 4180 Fx: (02) 6686 7612	Monday, Thursday & Friday 8.30am – 12.30pm 1.30pm – 4.30pm

Office	Address	Phone/Fax	Opening Times
Forster	Shop 1 16 Little Street Forster 2428	Ph: (02) 6554 6004 Fx: (02) 6555 6114	Monday, Thursday & Friday 8.30am – 12.30pm 1.30pm – 4.30pm Also Tuesday & Wednesday October – April
Port Macquarie	Shop 3 Port Marina Port Macquarie 2444	Ph: (02) 6583 1007 Fx: (02) 6583 1566	Monday, Thursday & Friday 8.30am – 12.30pm 1.30pm – 4.30pm Also Tuesday & Wednesday October – April
South West Rocks	Shop 1 1 Livingstone Street South West Rocks 2431	Ph: (02) 6566 7204 Fx: (02) 6566 7208	Monday, Thursday & Friday 8.30am – 12.30pm 1.30pm – 4.30pm
Tweed Heads	Shop 8 Tweed City Arcade 69 Wharf Street Tweed Heads 2485	Ph: (07) 5536 1001 Fx: (07) 5536 8295	Monday, Thursday & Friday 8.30am – 12.30pm 1.30pm – 4.30pm
Yamba	Shop 1 Yamba Marina 3 Yamba Road Yamba 2464	Ph: (02) 6646 1852 Fx: (02) 6646 9270	Monday, Thursday & Friday 8.30am – 12.30pm 1.30pm – 4.30pm

HUNTER/INLAND REGION

Newcastle	8 Cowper Street South Carrington 2294	Ph: (02) 4940 0198 Fx: (02) 4940 0995	Monday – Friday 8.30am – 4.30pm
Dubbo	Shop 2 43 Macquarie Street Dubbo 2830	Ph: (02) 6884 5355 Fx: (02) 6884 5357	Monday, Thursday & Friday 8.30am – 12.30pm 1.30pm – 4.30pm
Port Stephens	12 Teramby Road Nelson Bay 2315	Ph: (02) 4984 2133 Fx: (02) 4984 2401	Monday to Friday 8.30am – 12.30pm 1.30pm – 4.30pm
Tamworth	Shop 16 Tamworth Arcade Peel Street Tamworth 2340	Ph: (02) 6766 9839 Fx: (02) 6766 9845	Monday, Thursday & Friday 8.30am – 12.30pm 1.30pm – 4.30pm
Tea Gardens	Marine Drive Tea Gardens 2324	Ph: (02) 4997 1836 Fx: (02) 4984 2401	Friday 10.00am – 2.00pm April – October Saturday 9.00am – 12 noon October – April

Office	Address	Phone/Fax	Opening Times
SOUTH COAST REGION			
Wollongong	Unit 5 Cnr Kembla & Beach Streets Wollongong 2500	Ph: (02) 4227 3644 Fx: (02) 4226 1452	Monday – Friday 8.30am – 4.30pm
Batemans Bay	7 Corrigan Crescent Batehaven 2536	Ph: (02) 4472 6600 Fx: (02) 4472 6042	Monday, Thursday & Friday 8.30am – 12.30pm 1.30pm – 4.30pm
Merimbula	Office 3 35 Beach Street Merimbula 2548	Ph: (02) 6495 1816 Fx: (02) 6495 1547	Friday 8.30am – 12.30pm 1.30pm – 4.30pm Also Monday October – April
Narooma	95 Campbell Street Narooma 2546	Ph: (02) 4476 2006 Fx: (02) 4476 1092	Friday 8.30am – 12.30pm 1.30pm – 4.30pm
Nowra	Shop 1 31 Meroo Street Bomaderry 2541	Ph: (02) 4421 4880 Fx: (02) 4421 0353	Monday, Thursday & Friday 8.30am – 12.00pm 1.00pm – 4.30pm Also Tuesday November – April
Queanbeyan	Shop 1 1 Buttle Street Queanbeyan 2620	Ph: (02) 6297 4985 Fx: (02) 6299 2679	Thursday & Friday 8.30am – 12.30pm 1.30pm – 4.30pm Also Monday November – April
MURRAY/INLAND REGION			
Albury	440 Swift Street Albury 2640	Ph: (02) 6021 7188 Fx: (02) 6041 2668	Monday – Friday 8.30am – 4.30pm
Griffith	Government Offices 104 -110 Banna Avenue Griffith 2680	Ph: (02) 6964 0147 Fx: (02) 6964 0148	Friday 8.30am – 12.30pm 1.30pm – 4.30pm Also Thursday November – April
Mildura	159A Eighth Street Mildura 3500	Ph: (03) 5023 4610 Fx: (03) 5023 6104	Friday 8.30am – 12.30pm 1.30pm – 4.30pm Also Thursday November – April

Office	Address	Phone/Fax	Opening Times
Moama	Shop 3 2 Meninya Street Moama 2731	Ph: (03) 5482 1300 Fx: (03) 5482 6303	Monday & Friday 8.30am – 12.30pm 1.30pm – 4.30pm Also Thursday November – April
Mulwala	An information centre is provided at: Mulwala Water Ski Club Melbourne Street Mulwala 2647	Ph: (03) 5744 1888	9.00am – 1.00pm Every Saturday November – January 9.00am – 1.00pm Every second Saturday February – April
Wagga Wagga	An information centre is provided at: Bolton Park Swimming Complex Morgan St Wagga Wagga 2650	Fax: (02) 6041 2668	Friday 10.00am – 12.30pm 1.30pm – 4.00pm

MARITIME PROPERTY AND ASSETS DIVISION

Sydney	Level 11 Veritas House Maritime Trade Towers 207 Kent Street Sydney 2000 PO Box 11 Millers Point 2000	Ph: (02) 9364 2111 Fx: (02) 9364 2444	Monday – Friday 8.30am – 5.00pm
Port of Eden	Main Jetty Snug Cove Eden 2551	Ph: (02) 6496 1719 Fx: (02) 6496 3024 Sydney telephone enquiries: (02) 9364 2003	Monday – Friday 8.30am – 4.00pm
Port of Yamba	Pilot Street Yamba 2464	Ph: (02) 6646 2002 Fx: (02) 6646 1596 Sydney telephone enquiries: (02) 9364 2003	Monday – Friday 8.30am – 4.00pm

General telephone numbers

Phone Payments (24 hours)

Licences
Registrations – Recreational and Commercial
Moorings
Vessel Survey
Boating Weather forecasts

NSW Phone – 13 12 36

Areas not covered by NSW telephone exchange – (02) 9563 8556

Info Line

8.30am – 4.30pm, 7 days a week

Licence applications
Registration transfers
Change of address
Environmental complaints
Incident reports
Boatcode

NSW Phone – 13 12 56

Areas not covered by NSW telephone exchange – (02) 9563 8555



Brunswick Heads on the NSW North Coast is a safe and popular boating location

Index

Account Payment Performance	85	Program 1 – Marine Safety and Environment	10
Annual Report Copies and Costs	91	Program 2 – Maritime Property and Asset Management	25
Appendices	65	Property Disposal	82
Asset Acquisitions	82	Publications	70
Centenary of Federation	21	Research and Development	84
Changes to Legislation	66	Response to Matters Raised by the Auditor-General	87
Chief Executive Performance Statement	78	Review of Operations	10
Chief Executive's Overview	4	Risk Management	32
Code of Conduct	76	Senior Executive Service	77
Consultants	72	Significant Committees	72
Consumer Response	20	Significant Judicial Decisions	69
Contracting and Market Testing Policy	84	Staff Numbers	77
Corporate Governance	32	Stakeholders	2
Current Issues and Challenges	5	Strategic Direction	38
Debt Management Performance	86	Strategic Performance	6
Delivery of Electronic Services	76	Subordinate Legislation Act	67
Disability Action Plan	37	Summary of Financial Results	7
Energy Management	84	Ten Year Customer Trends	92
Equal Employment Opportunity	36, 81	Waste Reduction and Purchasing Policy	84
Ethnic Affairs Priorities Statement	36, 80	Waterways Asset Development and Management Program	21, 87
Factors affecting performance	34	Waterways Authority Offices	95
Financial Performance	34	Women's Action Plan	37
Financial Statements	39		
Fraud and Corruption Prevention Program	76		
Freedom of Information	67		
Glossary	90		
Grants to Non-Government Community Organisations	75		
Guarantee of Service	76		
Heritage Assets	84		
Highlights for the Year	1		
Incident and Fatality Summary	70		
Investment Performance	86		
Key Performance Indicators	8		
Legal Information	69		
Legislation	66		
Letter to the Minister	3		
Major Aquatic Events	19, 89		
Management and Structure	9		
Mission, Vision, Goal and Business Programs	2		
MSB Residual Responsibilities	86		
Occupational Health and Safety	36, 79		
Our Organisation	35		
Overseas Visits	72		
Personnel Policies and Procedures	35		
Privacy Management Plan	77		
Profile	inside front cover		

Acknowledgements

Annual Report project team:

John Hickey (project director), Michael Freeland (project manager), Sandy Allan, Irene Lomis, Sue Ohanian, Neil Patchett, Catherine Russell, Jenine Ryle, Brian Stanwell, Robyn Thompson, Rachel Walsh

Photography editor:

Kim Deluca

Front cover – courtesy News Limited

Botany Bay and Vacluse photographs – courtesy John Fairfax Publications

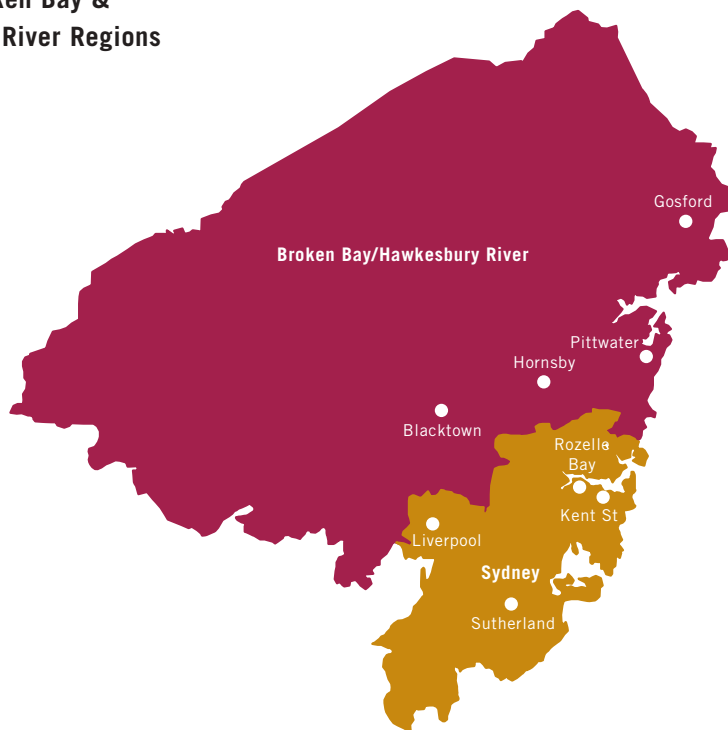
Design and production:

I See Communications Pty Ltd

Waterways Authority Offices



Sydney, Broken Bay & Hawkesbury River Regions



Back cover: King Street Wharf is Sydney Harbour's premier charter vessel facility

Waterways Authority

James Craig Road
Rozelle Bay NSW 2039
PO Box R228
Royal Exchange 1223
Tel • (02) 9563 8511

24 hour phone payments
within NSW **13 12 36**

Boating information
within NSW **13 12 56**



Waterways

www.waterways.nsw.gov.au